



Numeracy Home Learning

Week Commencing: 29/6/2020



Numeracy Timetable

Day	Activity	Focus
Monday	1	Number
	2	Your Maths teacher has set you work on Mathletics. Log onto www.mathletics.co.uk Your username and password should be in the front of your planner. If you cannot find it, email your maths teacher (see email addresses at the end of the page)
Tuesday	1	Time
	2	Your Maths teacher has set you work on My Maths. Log onto www.mymaths.co.uk Your username and password should be in the front of your planner. If you cannot find it, email your maths teacher (see email addresses at the end of the page)
Wednesday	1	Money
	2	If you haven't already, join www.themathsfactor.com . This is a now a free website which has been setup by Carol Vorderman. Have fun exploring! Choose your own activities!
Thursday	1	Shape
	2	Visit www.topmarks.co.uk Have fun exploring! Choose your own activities!
Friday	1	Measure
	2	Your Maths teacher has set you work on Mathletics. Log onto www.mathletics.co.uk Your username and password should be in the front of your planner. If you cannot find it, email your maths teacher (see email addresses at the end of the page)

Your Maths Teachers Email Addresses:

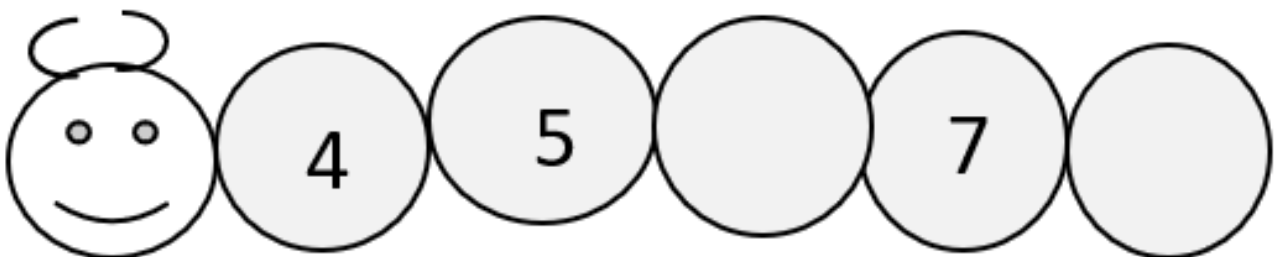
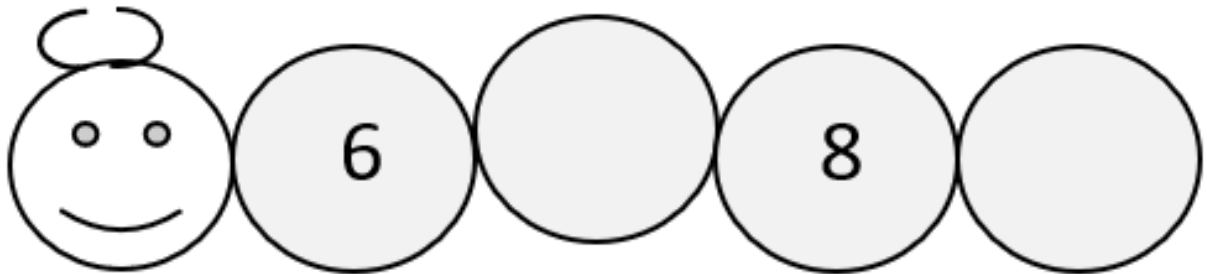
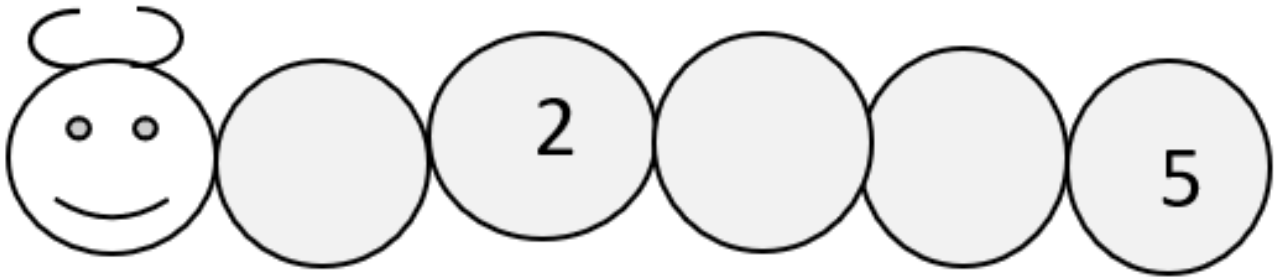
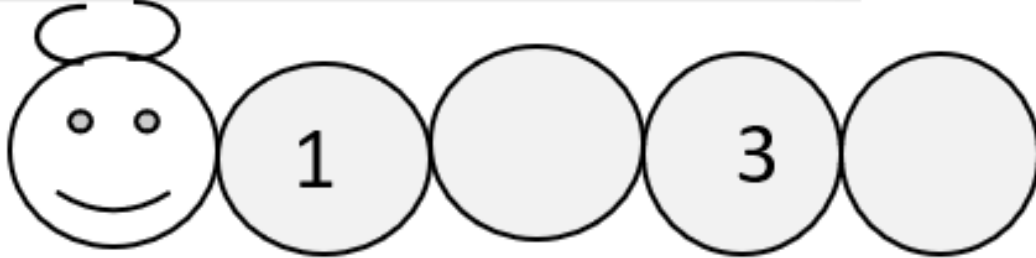
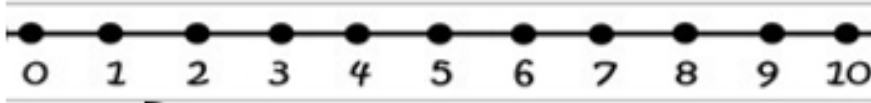
Karen.packham@carwarden.surrey.sch.uk

Dean.biddle@carwarden.surrey.sch.uk

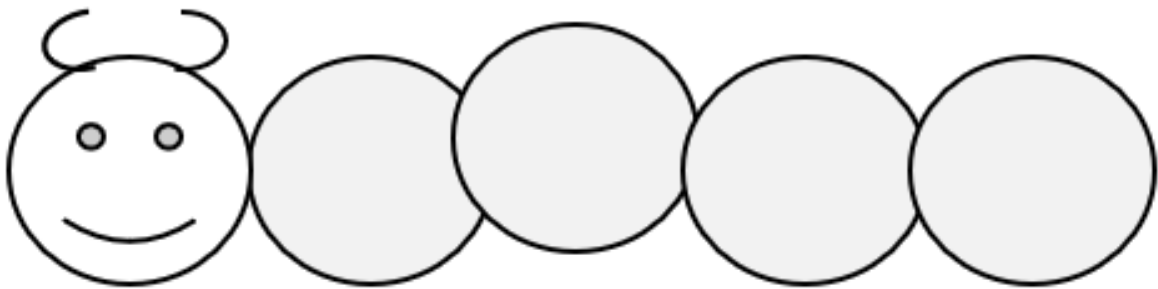
Carolynelamare@carwarden.surrey.sch.uk

Michelle.black@carwarden.surrey.sch.uk

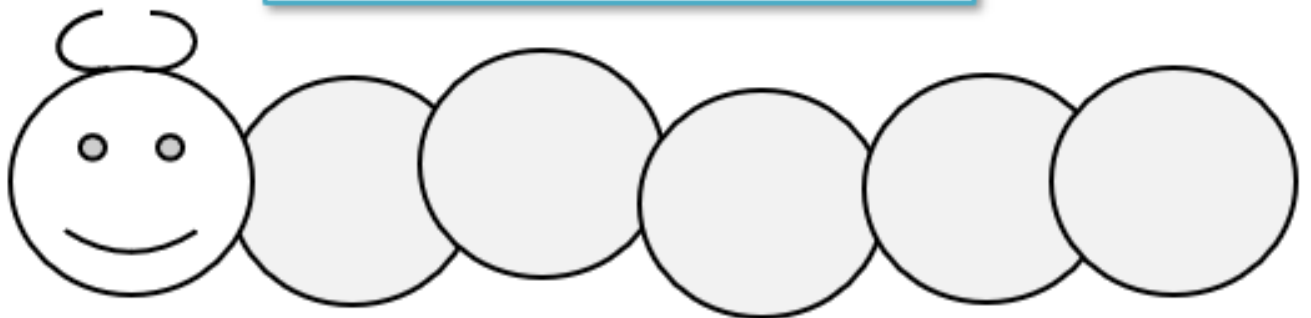
Monday: Number



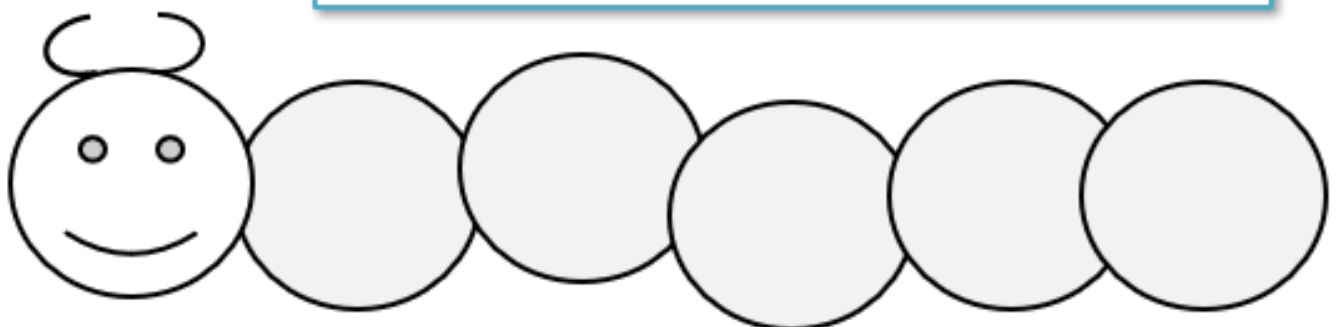
Can you order these numbers correctly starting from lowest to highest-
use a number line if you need some help.



9 7 11 5

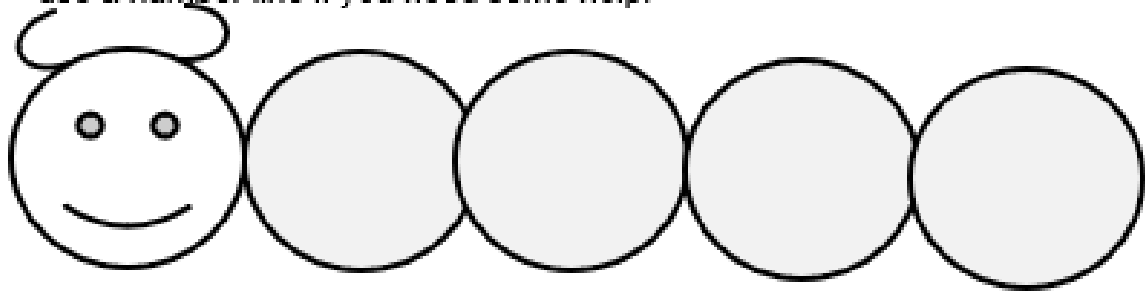


10 5 15 9 12

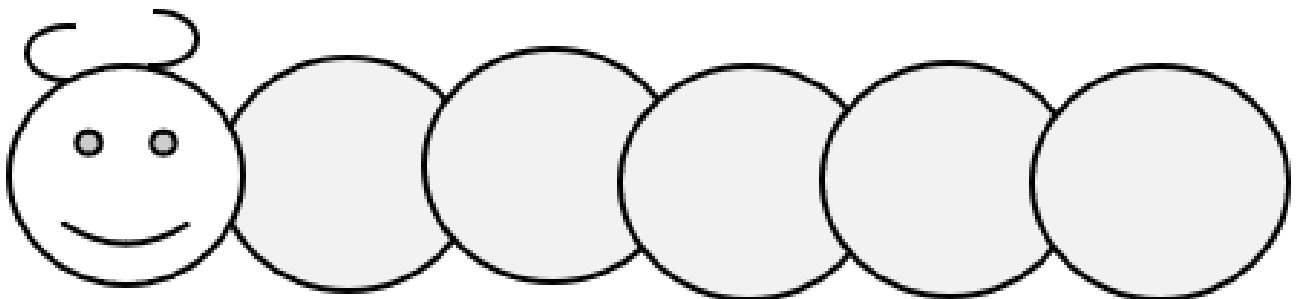


13 17 12 8 10

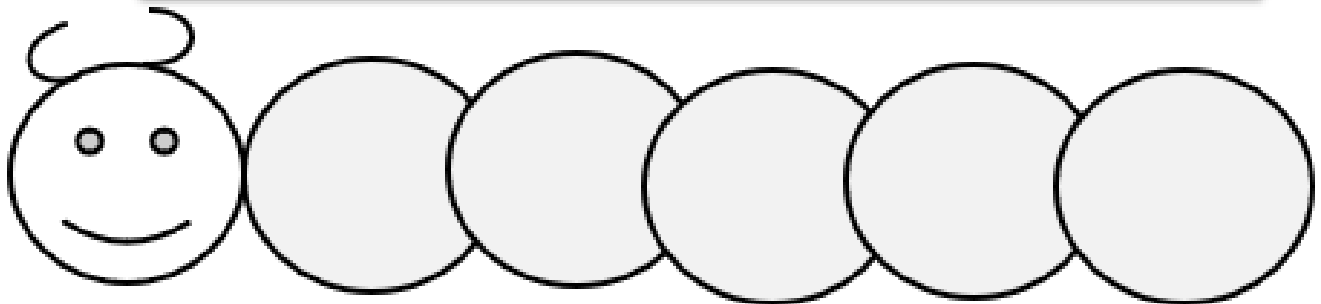
Can you order these numbers correctly starting from lowest to highest-
use a number line if you need some help.



6 18 12 20



21 10 7 14 13



31 25 9 20 30

Tuesday: Time - To know the days of the week and related vocabulary

Activity 1 – Write the days of the week.

These need to be correctly spelled and use a capital letter.

M	T
W	T
F	S
S	

Activity 2 – Answer the following questions.

1. What day was it **yesterday**? _____
2. What day will it be **tomorrow**? _____
3. What 2 days make the weekend? _____
and _____.
4. How many days are there in a week? _____

Activity 2 – What do you do at each of these different times of the the day? Write or draw pictures to show what you do.

Morning

Afternoon

Evening

Night

Wednesday: Money

Counting 1p and 2p coins


Count how much money there is in each bag.



p

p


p



p

p

p



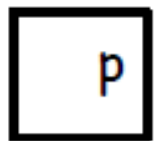
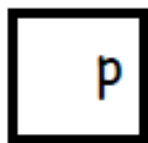

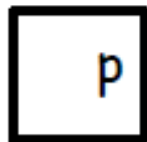
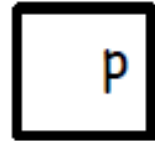
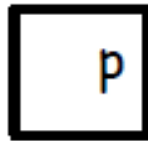
p

p

p

Counting Pennies

Count how much money there is in each bag.










Counting Money up to 20p

Count how much money there is in each bag.



Thursday: Shape - 2D Shapes

Can you name each of these 2D shapes? Then write how many sides and how many corners each of the shapes have.

Shape	Name	Sides	Corners
			
			
			
			
			

Friday: Measure

Which is the longest?

Look at the 3 lines on your sheet of paper.

Which one do you think is the longest?


How could you find out?

Use a piece of string to help you.

Find out how many cubes long each line is and record.

Which line was the longest?


A



B



C



Challenge: Now try these:

