



# Numeracy Home Learning

Week Commencing: 20/7/2020



## Numeracy Timetable

Day	Activity	Focus
Monday	1	Number
	2	Your Maths teacher has set you work on Mathletics. Log onto <a href="http://www.mathletics.co.uk">www.mathletics.co.uk</a> Your username and password should be in the front of your planner. If you cannot find it, email your maths teacher (see email addresses at the end of the page)
Tuesday	1	Time
	2	Your Maths teacher has set you work on My Maths. Log onto <a href="http://www.mymaths.co.uk">www.mymaths.co.uk</a> Your username and password should be in the front of your planner. If you cannot find it, email your maths teacher (see email addresses at the end of the page)
Wednesday	1	Money
	2	If you haven't already, join <a href="http://www.themathsfactor.com">www.themathsfactor.com</a> . This is a now a free website which has been setup by Carol Vorderman. Have fun exploring! Choose your own activities!

Your Maths Teachers Email Addresses:

[Karen.packham@carwarden.surrey.sch.uk](mailto:Karen.packham@carwarden.surrey.sch.uk)

[Dean.biddle@carwarden.surrey.sch.uk](mailto:Dean.biddle@carwarden.surrey.sch.uk)

[Carolyn.lamare@carwarden.surrey.sch.uk](mailto:Carolyn.lamare@carwarden.surrey.sch.uk)

[Michelle.black@carwarden.surrey.sch.uk](mailto:Michelle.black@carwarden.surrey.sch.uk)

# Monday: Number

## Counting to and across 100 from Any Given Number Forwards and Backwards

1	2	3	4	5	6	7	8	9	10
11	12	13	14	15	16	17	18	19	20
21	22	23	24	25	26	27	28	29	30
31	32	33	34	35	36	37	38	39	40
41	42	43	44	45	46	47	48	49	50
51	52	53	54	55	56	57	58	59	60
61	62	63	64	65	66	67	68	69	70
71	72	73	74	75	76	77	78	79	80
81	82	83	84	85	86	87	88	89	90
91	92	93	94	95	96	97	98	99	100



Can you complete the following sequences by counting on or counting back in 1s? Use the hundred square to help if you need to.

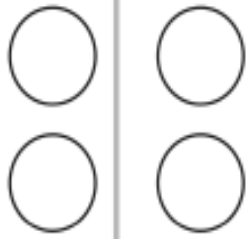
Forward:

- 1, 2, 3, 4, 5, \_\_, \_\_, \_\_, \_\_, \_\_,
- 11, 12, 13, 14, 15, \_\_, \_\_, \_\_, \_\_, \_\_,
- 23, 24, 25, 26, 27, \_\_, \_\_, \_\_, \_\_, \_\_,
- 41, 42, 43, 44, 45, \_\_, \_\_, \_\_, \_\_, \_\_,
- 77, 78, 79, 80, 81, \_\_, \_\_, \_\_, \_\_, \_\_,
- 92, 93, 94, 95, 96, \_\_, \_\_, \_\_, \_\_, \_\_,

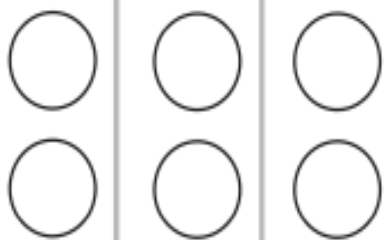
Backwards:

- 10, 9, 8, 7, 6, \_\_, \_\_, \_\_, \_\_, \_\_,
- 17, 16, 15, 14, 13, \_\_, \_\_, \_\_, \_\_, \_\_,
- 27, 26, 25, 24, 23, \_\_, \_\_, \_\_, \_\_, \_\_,
- 39, 38, 37, 36, 35, \_\_, \_\_, \_\_, \_\_, \_\_,
- 86, 85, 84, 83, 82, \_\_, \_\_, \_\_, \_\_, \_\_,
- 107, 106, 105, 104, 103, \_\_, \_\_, \_\_, \_\_, \_\_,

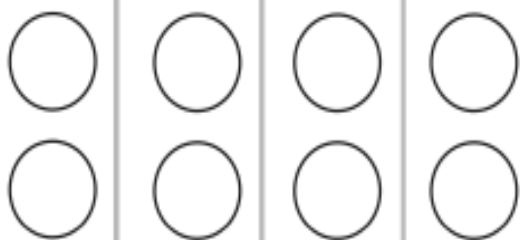
# Counting in 2s Addition Worksheet



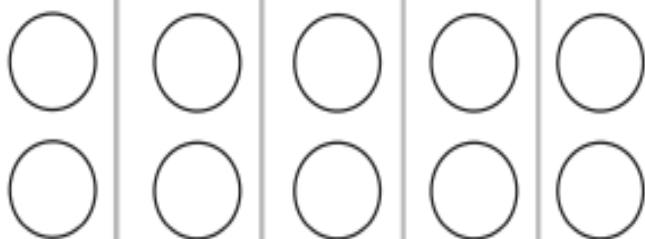
$$2 + 2 =$$



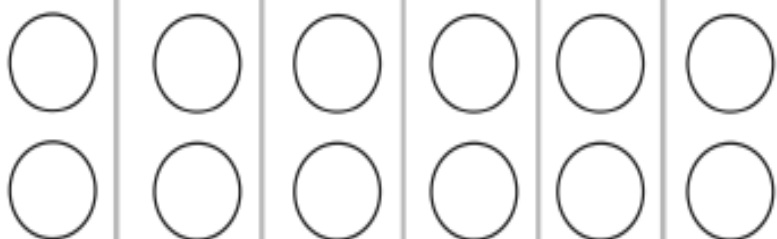
$$2 + 2 + 2 =$$



$$2 + 2 + 2 + 2 =$$








$$2 + 2 + 2 + 2 + 2 =$$



$$\begin{array}{r} 2 + 2 \\ + 2 + 2 \\ + 2 + 2 = \end{array}$$

# One More, One Less Number Writing Sheet

Write the numbers that come before and after.



Tuesday: Time: Draw the hands on the clocks.



8 o'clock

twinkl.co.uk



10 o'clock

twinkl.co.uk



12 o'clock

twinkl.co.uk



3 o'clock

twinkl.co.uk



1 o'clock

twinkl.co.uk



7 o'clock

twinkl.co.uk



6 o'clock

[twinkl.co.uk](https://www.twinkl.co.uk)



9 o'clock

[twinkl.co.uk](https://www.twinkl.co.uk)



4 o'clock

[twinkl.co.uk](https://www.twinkl.co.uk)



2 o'clock

[twinkl.co.uk](https://www.twinkl.co.uk)



5 o'clock

[twinkl.co.uk](https://www.twinkl.co.uk)



11 o'clock

[twinkl.co.uk](https://www.twinkl.co.uk)

# Days in the Month

How many days are there in each month?

Read the poem and then use it to complete the table.



Thirty days in September,  
April, June and November;  
February has twenty-eight  
All the rest have thirty-one.



Except in Leap Year,  
that's the time

When February has twenty-nine.



Month	Number of Days	Month	Number of Days
January		July	
February		August	
March		September	
April		October	
May		November	
June		December	



# Wednesday: Money

## Coin Detective

Help the coin detective by colouring the coins below.



Name \_\_\_\_\_ Date \_\_\_\_\_



### Counting Pennies

Count how much money there is in each bag.

